



**AMPLIMESH® INSECT SCREEN
DOORS & WINDOWS**

SLIDING INSECT SCREEN DOORS



SLIDING INSECT SCREEN DOORS

Sliding Insect Screen Doors are effortless to open and close and can be simply removed if not required. Ideal for fitting to aluminium or timber joinery.



Exterior Sliding Handle



Internal Sliding Handle



Non-visible Sliding Wheel Adjustment

Specifications

Max Height:	2100mm
Max Width:	1300mm
Insect Mesh:	Juralco Fibreglass 17 x 14 Black Pet Resistant or Look-out™ one way vision mesh
Colours:	Standard colour selection: Powder-Coated Arctic White, Off White Mid Bronze, Anodised Bronze and Anodised Silver
Custom Colour Selection:	Dulux Duralloy™ matched to existing joinery

HINGED INSECT SCREEN DOORS



HINGED INSECT SCREEN DOORS

Hinged Insect Screen Doors are easily installed to both timber or aluminium joinery and can incorporate a colour matched frame to allow suitable clearance from your existing door.



Exterior Pull Handle



Optional Waterfall Latching Pull Handle



Optional Bottom Kick Plate

Specifications

Max Height:	2100mm
Max Width:	1000mm
Insect Mesh:	Juralco Fibreglass 17 x 14 Black Pet Resistant or Look-out™ one way vision mesh
Colours:	Standard colour selection: Powder-Coated Arctic White, Off White Mid Bronze, Anodised Bronze and Anodised Silver
Custom Colour Selection:	Dulux Duralloy™ matched to existing joinery

HINGED & SLIDING OPTIONS

HINGED & SLIDING INSECT SCREEN OPTIONS

Heavy Duty Door Closers

Hinged door closers are recommended for commercial applications and are often used in residential doors. Made in Australia, our range of Austral hinged door closers are made of metal and therefore highly reliable, robust and well proven for their effectiveness in the New Zealand climate.

Available in a choice of two colours, Black or White.



Hinged Door Closer

Pet Resistant Mesh

Made of vinyl-coated polyester this fabric is much heavier than traditional fibreglass or aluminium screening. Resistant to tears and damage caused by pets.



Before

After

Pet Resistant Mesh

*Front cover illustration
Venette Pleated Retractable screen.

Look-out™ One Way Vision Mesh

With the correct lighting Look-out™ One Way Mesh allows a person on the inside to see out and not be seen from the visitors side. Look-out™ is made from highly durable aluminium and therefore can also be used as a Pet Resistant Mesh.



Look-out™ view from outside



Look-out™ view from inside

(Illustrated with Amplimesh Grille)

GENIUS® RETRACTABLE INSECT SCREEN DOORS



RETRACTABLE INSECT SCREEN DOORS

Retractable Insect Screen Doors retract into an attractive aluminium head-box when not in use. A patented viscodynamic brake ensures that the screen retracts evenly and smoothly. Genius® Retractable Insect Screens are available in two choices - Series 36 & Series 46 for larger openings.

Specifications

Single Doors
 Min Width: 500mm
 Max Width: S36 – 1500mm, S46 – 1700mm
 Min Height: 1000mm
 Max Height: 2600mm

Double Doors
 Min Width: 1000mm
 Max Width: S36 – 3000mm, S46 – 3400mm
 Min Height: 1000mm
 Max Height: 2600mm

Insect Mesh: Fibreglass 18x16 Charcoal
 Hardware: Stainless Steel Spring, Viscodynamic Brake, Anti-Wind Pile

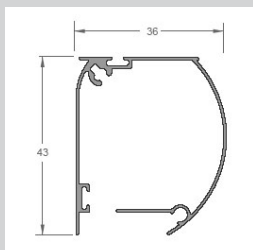
Components: Black or White
 Top Guide: 30mm
 Bottom Guide: 23mm



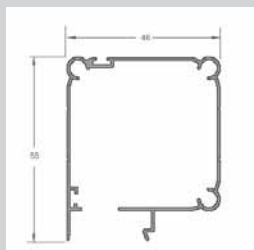
Expandable Mesh - Safety Feature

Custom Colour Selection: Dulux Duralloy™ matched to existing joinery

CHOICE OF TWO HEADBOX SERIES



Series 36mm Headbox for smaller openings



Series 46mm Headbox for larger openings

VISCODYNAMIC BRAKE & STAINLESS STEEL SPRING

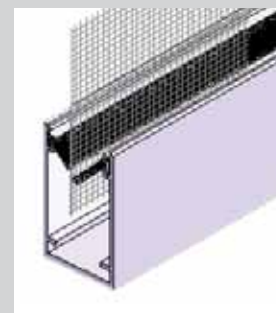
This brake and spring system controls the recoil speed of Genius® Retractable Insect Screens, preventing the screen from slamming open if accidentally released. The brake is concealed inside the system headbox.



Viscodynamic Brake

ANTI-WIND BRUSH PILE

Ideal where windy conditions exist. The Anti-Wind brush pile keeps the screen in its place, leaving a small central gap for the screen to pass freely without friction.



Anti-wind Brush Pile



OPTIONS

- Pet Resistant Mesh (46 Series only max width 1500mm)
- Full Height extruded aluminium handle
- Intermediate door stops



Pet Resistant Mesh

VENETTE™ PLEATED RETRACTABLE SCREEN DOORS



The ultimate retractable screen is a stylish solution for your home.

Venette™ Pleated Retractable Screens can be configured for single, double, french and sliding doors including multiple stacker doors.

Elegant and easy to use. Venette™ glides smoothly with the touch of a finger, can be stopped in any position and does not have a bottom channel. The discreet track installs flat to the ground so there is no runner to trip or step over, making Venette™ wheelchair accessible.

Quality, built to last. Venette™ has strong frames fabricated from extruded aluminium with high quality polyester pleated mesh, together with exclusive features that prevent the mesh from dropping or blowing out.

Multiple options. Large selection doors may be stacked in a variety of configurations to easily screen openings up to 9 metres wide and over 3 metres high.

Closing options. Either magnetic closure into side profile or mohair direct onto the timber reveal.

SIZE LIMITS PER PANEL

Maximum of 6 panels per opening, 3 panels per side moving from one or both sides.

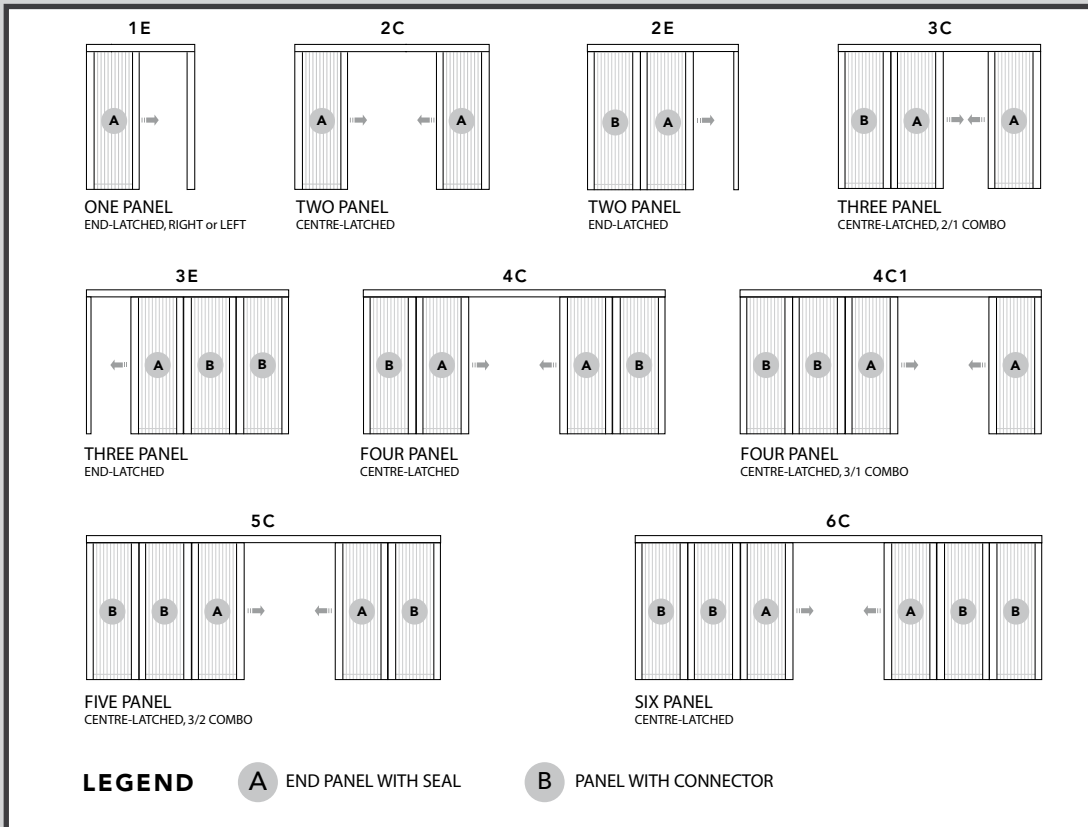
WIDTH ^{(1) (2)}	Min: 510mm	Max: 1550mm
HEIGHT	Min: 1020mm	Max: 3100mm

Note:

(1) Max Width = H-250mm

(2) Add XL series vertical centre support poles
1E = 2000mm max
2C = 4000mm max


OPENING CONFIGURATIONS



Variety of Configurations
Multiple Panel Options

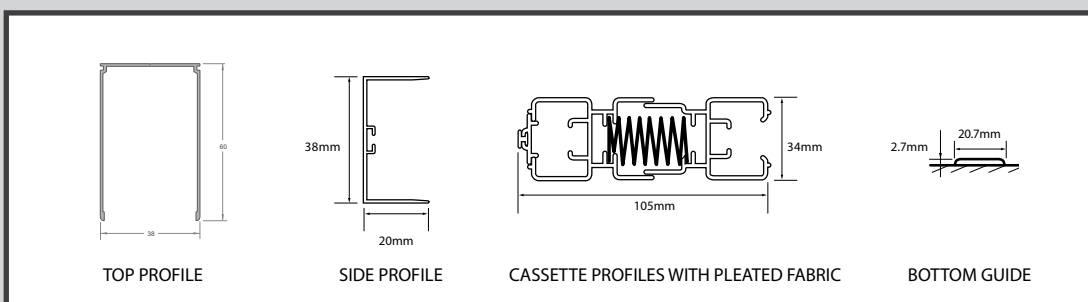


Easy to use
The screen moves with a gentle touch



No Bottom Channels
Track installs flat, no runner to trip or step over

PLEATED SCREEN PART PROFILES



Wheelchair Accessible

RETRACTABLE INSECT WINDOW SCREENS

GENIUS® RETRACTABLE INSECT WINDOW SCREENS



Fully Retracted Screen

Half Retracted Screen

Fully Closed Screen

Genius® Retractable Insect Screens are one of the most practical and functional on the market. The screen rolls up into an attractive headbox when not in use. Available in vertical or horizontal.

Specifications

Min Width: 500mm
 Max Width: S36-1500mm/S46-1800mm
 Min Height: 500mm
 Max Height: S36-1500mm/S46-2600mm
 Insect Mesh: Fibreglass 18x16 Charcoal
 Plated Steel Springs
 Viscondynamic Brake


Side Guides: 30mm
 Custom Colour Selection: Dulux Duralloy™ matched to existing joinery

*See Retractable Insect Screen door section for Headbox dimensions.

ALUMINIUM FRAME WINDOW SCREENS

SLIDING INSECT WINDOW SCREENS

Sliding Insect Window Screens are effortless to open and close and can be simply removed if not required. Ideal for fitting to aluminium or timber joinery.



Specifications

Max Size: 1.5 square metres
 Insect Mesh: Juralco Fibreglass 17x14 Black
 Colours: Standard colour selection: Powder-Coated Arctic White, Off White, Mid Bronze, Anodised Bronze, Anodised Silver
 Custom Colour Selection: Dulux Duralloy™ matched to existing joinery

HINGED INSECT WINDOW SCREENS



Hinged Insect Screens can be removed easily through the use of an optional two-piece hinging system, making cleaning and winter storage straight forward.

Specifications

Max Size: 1.5 square metres
 Insect Mesh: Juralco Fibreglass 17x14 Black
 Colours: Standard colour selection: Powder-Coated Arctic White, Off White, Mid Bronze, Anodised Bronze, Anodised Silver
 Custom Colour Selection: Dulux Duralloy™ matched to existing joinery

MAGNETIC INSECT WINDOW SCREENS

MAGNETIC INSECT WINDOW SCREENS



Magnetic Insect Window Screens are an economical insect screen. This two-piece magnetic screen offers ease of use with optional removal and storage during the Winter.



Specifications

Max Size: 1.0 square metre
 Insect Mesh: Juralco Fibreglass 17x14 Black
 Colours: Magnetic Brown
 Hardware: Stainless Steel Corners

WINDOW SCREEN OPTIONS

Mohair

As an option all around the inside of your insect screen window or door. Protects joinery and prevents insects from getting in between little gaps.



Mohair

Removable Hinges

Removable Hinges mean that you can remove your hinged insect screen in winter and store away until you need it again in Summer.



Removable Hinge

AMPLIMESH® GRILLE



AMPLIMESH® GRILLE - a visual deterrent to unwanted guests

Grille type windows and door screens provide a visual deterrent and effective protection against uninvited guests. Amplimesh® custom-made Security Doors and Windows allow you to make the most of the warm weather by letting the breeze through your home - while still being secure, reducing the risk to you and your property. Screens incorporate non-corrosive Juralco fibreglass insect mesh as standard.

Amplimesh® Security Grille Series 103,122 and 125 are recognised in the market place for strength of materials used. With a minimum thickness of 7mm Amplimesh Grilles meet the requirements of Standard AS/NZ2803 (many competitors Grilles are much thinner than 7mm!) Powder-coating and anodising is finished to comply with appropriate Wanz surface finishing standards.

SUPERSCREEN® MESH



SUPERSCREEN® SEE THROUGH SUPER STRENGTH MESH

Supascreen® may look like a flyscreen, but is actually high tensile marine grade 316 stainless steel woven into a fine mesh. Supascreen® is assembled using a unique, patented pressure process that eliminates the need for screws or rivets. The process ensures that different metal surfaces do not come into contact with each other, eliminating the possibility of corrosion.

The heavy duty Supascreen® frame is manufactured to comply with AS/NZS 1866. Powder coating and anodising is finished to comply with appropriate Wanz surface finishing standards. Supascreen® has been tested to Australian Standard AS 5039 and AS 5041.

Supascreen® comes with high quality triple point locking systems as standard, firmly anchoring top, centre and bottom.

KNIGHTGUARD® ROLLER GRILLES
INTERCEPT® ROLLER SHUTTERS

KNIGHTGUARD® ROLLER GRILLES

The quality and dependability of these Grilles are combined with innovative design to produce a wide range of custom-made commercial or residential security products. Operated by spring balance or motorised. Available in wide range of powder coat colours.



INTERCEPT® ROLLER SHUTTERS

These Roller Shutters are made from heavy-duty aluminium slats which roll down to protect your home while you are away and then roll out of sight when not in use. Also used for securing school and club cafeterias, kitchen cabinets, computer cabinets and boat cabins. Operated by spring balance or motorised.



To guarantee customer satisfaction and meet a high standard of quality, Juralco Aluminium Systems are only available from the most highly qualified retailers and tradesmen. You can refer to the address here and be confident that you will have a service that matches the Amplimesh product quality.

The products in this brochure are the subject of intellectual property protection. All brands are either trademarks of Juralco Aluminium Building Products Ltd or used under licence.



Available from: